

# RESPIRATORY PROTECTION PROGRAM

RESPIRATORY PROTECTION PROGRAM

**RESPIRATOR  
(REUSABLE, NEGATIVE AIR-PURIFYING RESPIRATOR (APR))**



**DUST MASK OR FILTERING FACE MASK (N95 OR N99)**



## RESPIRATORY PROTECTI



## RESPIRATORY PROTECTION PROGRAM

### 3.0 Responsibilities

#### Program Administrator

The Program Administrator is responsible for administering the respiratory protection program.

Duties of the program administrator include:

- Identifying work areas, processes or tasks that require workers to wear respirators and evaluating hazards.
- Selection of respiratory protection options.
- Monitoring respirator use to ensure that respirators are used in accordance with their certifications.
- Arranging for and/or conducting training.
- Ensuring proper storage and maintenance of respiratory protection equipment.
- Conducting qualitative fit testing with Bitrex.
- Administering the medical surveillance program.
- Maintaining records required by the program. Provide copy to appropriate Skidmore staff.
- Evaluating the program.
- Updating written program as needed.

The Program Administrator for Skidmore College is Mr. Cameron Steuer, CIH, Adirondack Environmental Testing Services, Albany, NY.

**Administrative/Faculty Supervisors** uats6(d)11(anc)-6(e)11( us)-2(ed)Tj EMC /LBdend



## RESPIRATORY PROTECTION PROGRAM



## RESPIRATORY PROTECTION PROGRAM

### **Medical Evaluation**

Employees who are required to wear respirators must pass a medical exam before being permitted to wear a respirator on the job. Employees are not permitted to wear respirators until a physician has determined that they are medically able to do so.

Any employee refusing the medical evaluation will not be allowed to work in an area requiring respirator use. A licensed physician at Wilton Medical Arts, where college medical services are provided, will provide the medical evaluations. Medical evaluation procedures are as follows:

The medical evaluation will be conducted using the questionnaire provided in



## RESPIRATORY PROTECTION PROGRAM

Employees will be quantitatively fit tested for APR's.

### **Respirator**

#### ***General Use Procedures:***

Employees will use their respirators under conditions specified by this program, and in accordance with the training they receive on the use of each particular model. In addition, the respirator shall not be used in a manner for which it is not certified by NIOSH or by its manufacturer.



## RESPIRATORY PROTECTION PROGRAM

- Wipe the respirator with disinfectant wipes (70% Isopropyl Alcohol) to kill germs.
- Air dry in a clean area.
- Reassemble the respirator and replace any defective parts.
- Place in a clean, dry plastic bag or other air tight container.

Note: The Program Administrator will ensure an adequate supply of appropriate cleaning and disinfection material at the cleaning station. If supplies are low, employees should contact their supervisor, who will inform the Program Administrator.

### ***Maintenance***

Respirators are to be properly maintained at all times in order to ensure that they function properly and adequately protect the employee. Maintenance involves a thorough visual inspection for cleanliness and defects. Worn or deteriorated parts will be replaced prior to use. No components will be replaced or repairs made beyond those recommended by the manufacturer. Repairs to regulators or alarms of atmosphere supplying respirators will be conducted by the manufacturer. The following checklist will be used when inspecting respirators:

#### Face piece:

1. cracks, tears, or holes
2. facemask distortion
3. cracked or loose lenses/face shield

#### Head straps:

1. breaks or tears
2. broken buckles

#### Valves:

1. residue or dirt
2. cracks or tears in valve material

#### Filters/Cartridges:

1. approval designation
2. gaskets
3. cracks or dents in housing
4. proper cartridge for hazard

#### Air Supply Systems:

1. breathing air quality/grade
2. condition of supply hoses
3. hose connections
4. settings on regulators and valves

Employees are permitted to leave their work area to perform limited maintenance on their respirator in a designated area that is free of respiratory hazards. Situations when this is permitted include to wash their face and respirator face piece to prevent any eye or skin irritation, to replace the filter, cartridge or canister, and if they detect vapor or gas breakthrough





## RESPIRATORY PROTECTION PROGRAM

or leakage in the face piece or if they detect any other damage to the respirator or its components.

### ***Change Schedules***


Employees wearing N95 dust respirators with P100 filters for protection against wood dust and other particulates shall change the cartridges on their respirators when they first begin to experience difficulty breathing (i.e., resistance) while wearing their masks. Employees wearing respirators with organic vapor cartridges shall change the cartridges on their respirators at the end of each work week to ensure the continued effectiveness of the respirators.

### ***Storage***

Respirators must be stored in a clean, dry area, and in accordance with the manufacturer's recommendations. Each employee will clean and inspect their own air-purifying respirator in accordance with the provisions of this program and will store their respirator in a plastic bag in their own locker. Each employee will have his/her name on the bag and that bag will only be used to store that employee's respirator.

Atmosphere supplying respirators will be stored in the storage cabinet outside of the Program Administrator's office. The Prograarov.(g)-14(r)-b-11TJ oowiETt 15.(r)-6(ov.(g)-at)-7(or)-6(eI2-7(or)5(su7I)3( c

# RESPIRATORY PROTECTION PROGRAM



[www.OSHA.gov](http://www.OSHA.gov)

[A-Z Index: A B C D E F G H I J K L M N O P Q R S T U V W X Y Z](#)



**Regulations (Standards - 29 CFR)**

- (a) Chin properly placed;
- (b) Adequate strap tension, not overly tightened;
- (c) Fit across nose bridge;
- (d) Respirator of proper size to span distance from nose to chin;
- (e) Tendency of respirator to slip;
- (f) Self-observation in mirror to evaluate fit and respirator position.

8. The test subject shall conduct a user seal check, either the negative and positive pressure seal checks described in Appendix B-1 of this section or those recommended by the respirator manufacturer which provide equivalent protection to the procedures in Appendix B-1. Before conducting the negative and positive pressure checks, the subject shall be told to seat the mask on the face by moving the head from side-to-side and up and down slowly while taking in a few slow deep breaths. Another

momentarily so the subject can inhale at each side.

(4) Moving head up and down. Standing in place, the subject shall slowly move his/her head up and down. The subject shall be instructed to inhale in the up position (i.e., when looking toward the ceiling).

(5) Talking. The subject shall talk out loud slowly and loud enough so as to be heard clearly by the test conductor. The subject can read from a prepared text such as the Rainbow Passage, count backward from 100, or recite a memorized poem or song.

***Rainbow Passage***

When the sunlight strikes raindrops in the air, they act like a prism and form a rainbow. The rainbow is a division of white light into many beautiful colors. These take the shape of a long round arch, with its path high above, and its two ends apparently beyond the horizon. There is, according to legend, a boiling pot of gold at one end. People look, but no one ever finds it. When a man looks for something beyond reach, his friends say he is looking for the pot of gold at the end of the rainbow.

(6) Grimace. The test subject shall grimace by smiling or frowning. (This applies only to QNFT testing; it is not performed for QLFT)

(7) Bending over. The test subject shall bend at the waist as if he/she were to touch his/her toes. Jogging in place shall be substituted for this exercise in those test environments such as shroud type QNFT or QLFT units that do not permit bending over at the waist.

(8) Normal breathing. x( )Tw (.00t-5.Tw (.0in)-8.ci-5.5(est (1(is)-7T0612 -13.7 TD.2.74 Twc.00144Tw[((Th)-8(i).5b)]T



(3) After selecting, donning, and properly adjusting a respirator, the test subject shall wear it to the fit testing room. This room shall be separate from the room used for odor threshold screening and respirator selection, and shall be well-ventilated, as by an exhaust fan or lab hood, to prevent ge

adequate.

(2) The test enclosure shall have a 3/4-inch (1.9 cm) hole in front of the test subject's nose and mouth area to accommodate the nebulizer nozzle.



(b) Saccharin solution aerosol fit test procedure.

- (1) The test subject may not eat, drink (except plain water), smoke, or chew gum for 15 minutes before the test.
- (2) The fit test uses the same enclosure described in 3. (a) above.
- (3) The test subject shall don the enclosure while wearing the respirator selected in section I. A. of this appendix. The respirator shall be properly adjusted and equipped with a particulate filter(s).
- (4) A second DeVilbiss Model 40 Inhalation Medication Nebulizer or equivalent is used to spray the fit test solution into the enclosure. This nebulizer shall be clearly marked to distinguish it from the screening test solution nebulizer.
- (5) The fit test solution is prepared by adding 83 grams of sodium saccharin to 100 ml of warm water.
- (6) As before, the test subject shall breathe through the slightly open mouth with tongue extended, and report if he/she tastes the sweet taste of saccharin.
- (7) The nebulizer is inserted into the hole in the front of the enclosure and an initial concentration of saccharin fit test solution is sprayed into the enclosure using the same number of squeezes (either 10, 20 or 30 squeezes) based on the number of squeezes required to elicit a taste response as noted during the screening test. A minimum of 10 squeezes is required.

se as noted teswidely4.cceposiaicb007pavers8 - agJ10.61hastes o -u6ehold liqh

(1) During threshold screening as well as during fit testing, subjects shall wear an enclosure about the head and shoulders that is approximately 12 inches (30.5 cm) in diameter by 14 inches (35.6 cm) tall. The front portion of the enclosure shall be clear from the respirator and allow free movement of the head when a respirator is worn. An enclosure substantially similar to the 3M hood assembly, parts # FT 14 and # FT 15 combined, is adequate.

(2) The test enclosure shall have a  $\frac{3}{4}$  inch (1.9 cm) hole in front of the test subject's nose and mouth area to accommodate the

(b) Bitrex Solution Aerosol Fit Test Procedure.

- (1) The test subject may not eat, drink (except plain water), smoke, or chew gum for 15 minutes before the test.
- (2) The fit test uses the same enclosure as that described in 4. (a) above.
- (3) The test subject shall don the enclosure while wearing the respirator selected according to section I. A. of this appendix. The respirator shall be properly adjusted and equipped with any type particulate filter(s).
- (4) A second DeVilbiss Model 40 Inhalation Medication Nebulizer or equivalent is used to spray the fit test solution into the enclosure. This nebulizer shall be clearly marked to distinguish it from the screening test solution nebulizer.
- (5) The fit test solution is prepared by adding 337.5 mg of Bitrex to 200 ml of a 5% salt (NaCl) solution in warm water.
- (6) As before, the test subject shall breathe through his or her slightly open mouth with tongue extended, and be instructed to report if he/she tastes the bitter taste of Bitrex.
- (7) The nebulizer is inserted into the hole in the front of the enclosure and an initial concentration of the fit test solution is sprayed into the enclosure using the same number of squeezes (either 10, 20 or 30 squeezes) based on the number of squeezes required to elicit a taste response as noted during the screening test.
- (8) After generating the aerosol, the test subject shall be instructed to perform the exercises in section I. A. 14. of this appendix.
- (9) Every 30 seconds the aerosol concentration shall be replenished using one half the number of squeezes used initially (e.g., 5, 10 or 15).
- (10) The test subject shall indicate to the test conductor if at any time during the fit test the taste of Bitrex is detected. If the test subject does not report tasting the Bitrex, the test is passed.
- (11) If the taste of Bitrex is detected, the fit is deemed unsatisfactory and the test is failed. A different respirator shall be tried and the entire test procedure is repeated (taste threshold screening and fit testing).

5. Irritant Smoke (Stannic Chloride) Protocol

This qualitative fit test uses a person's response to the irritating chemicals released in the "smoke" produced by a stannic chloride ventilation smoke tube to detect leakage into the respirator.

(a) General Requirements and Precautions

- (1) The respirator to be tested shall be equipped with high efficiency particulate air (HEPA) or P100 series filter(s).
- (2) Only stannic chloride smoke tubes shall be used for this protocol.
- (3) No form of test enclosure or hood for the test subject shall be used.
- (4) The smoke can be irritating to the eyes, lungs, and nasal



smoke tube used during the fit test, once the respirator has been removed, to determine whether he/she still reacts to the smoke. Failure to evoke a response shall void the fit test.

(8) If a response is produced during this second sensitivity check, then the fit test is passed.

### **C. Quantitative Fit Test (QNFT) Protocols**

The following quantitative fit testing procedures have been demonstrated to be acceptable: Quantitative fit testing using a non-hazardous test aerosol (such as corn oil, polyethylene glycol 400 [PEG 400], di-2-ethyl hexyl sebacate [DEHS], or sodium chloride) generated in a test chamber, and employing instrumentation to quantify the fit of the respirator; Quantitative fit testing using ambient aerosol as the test agent and appropriate instrumentation (condensation nuclei counter) to quantify the respirator fit; Quantitative fit testing using controlled negative pressure and appropriate instrumentation to measure the volumetric leak rate of a facepiece to quantify the respirator fit.

#### **1. General**

(a) The employer shall ensure that persons administering QNFT are able to calibrate equipment and perform tests properly, recognize invalid tests, calculate fit factors properly and ensure that test equipment is in proper working order.

(b) The employer shall ensure that QNFT equipment is kept clean, and is maintained and calibrated according to the manufacturer's instructions so as to operate at the parameters for which it was designed.

#### **2. Generated Aerosol Quantitative Fit Testing Protocol**

##### **(a) Apparatus.**

(1) Instrumentation. Aerosol generation, dilution, and measurement systems using particulates (corn oil, polyethylene glycol 400 [PEG 400], di-2-ethyl hexyl sebacate [DEHS] or sodium chloride) as test aerosols shall be used for quantitative fit testing.

(2) Test chamber. The test chamber shall be large enough to permit all test subjects to perform freely all required exercises without disturbing the test agent concentration or the measurement apparatus. The test chamber shall be equipped and constructed so that the test agent is effectively isolated from the ambient air, yet uniform in concentration th





Where  $ff_1$ ,  $ff_2$ ,  $ff_3$ , etc. are the fit factors for exercises 1, 2, 3, etc.

(9) The test subject shall not be permitted to wear a half mask or quarter facepiece respirator unless a minimum fit factor of 100 is obtained, or a full facepiece respirator unless a minimum fit factor of 500 is obtained.

(10) Filters used for quantitative fit testing shall be replaced whenever increased breathing resistance is encountered, or when the test agent has altered the integrity of the filter media.

### 3. Ambient aerosol condensation nuclei counter (CNC) quantitative fit testing protocol.

The ambient aerosol condensation nuclei counter (CNC) quantitative fit testing (Portacount™) protocol quantitatively fit tests respirators with the use of a probe. The probed respirator is only used for quantitative fit tests. A probed respirator has a special sampling device, installed on the respirator, that allows the probe to sample the air from inside the mask. A probed respirator is required for each make, style, model, and size that the employer uses and can be obtained from the respirator manufacturer or distributor. The CNC instrument manufacturer, TSI Inc., also provides probe attachments (TSI sampling adapters) that permit fit testing in an employee's own respirator. A minimum fit factor pass level of at least 100 is necessary for a half-mask respirator and a minimum fit factor pass level of at least 500 is required for a full facepiece negative pressure respirator. The entire screening and testing procedure shall be explained to the test subject prior to the conduct of the screening test.

#### (a) Portacount Fit Test Requirements.

(1) Check the respirator to make sure the sampling probe and line are properly attached to the facepiece and that the respirator is fitted with a particulate filter capable of preventing significant penetration by the ambient particles used for the fit test (e.g., NIOSH 42 CFR 84 series 100, series 99, or series 95 particulate filter) per manufacturer's instruction.

(2) Instruct the person to be tested to don the respirator for five minutes before the fit test starts. This purges the ambient particles trapped inside the respirator and permits the wearer to make certain the respirator is comfortable. This individual shall already have been trained on how to wear the respirator properly.

(3) Check the following conditions for the adequacy of the respirator fit: Chin properly placed; Adequate strap tension, not overly tightened; Fit across nose bridge; Respirator of proper size to span distance from nose to chin; Tendency of the respirator to slip; Self-observation in a mirror to evaluate fit and respirator position.

(4) Have the person wearing the respirator do a user seal check. If leakage is detected, determine the cause. If leakage is from a poorly fitting facepiece, try another size of the same model respirator, or another model of respirator.

(5) Follow the manufacturer's instructions for operating the Portacount and proceed with the test.

(6) The test subject shall be instructed to perform the exercises in section I. A. 14. of this appendix.

(7) After the test exercises, the test subject shall be questioned by the test conductor regarding the comfort of the respirator upon completion of the protocol. If it has become unacceptable, another model of respirator shall be tried.



(b) Portacount Test Instrument.

(1) The Portacount will automatically stop and calculate the overall fit factor for the entire set of exercises. The overall fit factor is what counts. The Pass or Fail message will indicate whether or not the test was successful. If the test was a Pass, the fit test is over.

manifold either needs to be temporarily removed or propped open.

(5) The employer must train the test subject to hold his or her breath for at least 10 seconds.

(6) The test subject must don the test respirator without any assistance from the test administrator who is conducting the CNP fit test. The respirator must not be adjusted once the fit-test exercises begin. Any adjustment voids the test, and the test subject must repeat the fit test.

(7) The QNFT protocol shall be followed according to section I. C. 1. of this appendix with an exception for the CNP test exercises.

(b) CNP Test Exercises.

(1) Normal breathing. In a normal standing position, without talking, the subject shall breathe normally for 1 minute. After the normal breathing exercise, the subject needs to hold head straight ahead and hold his or her breath for 10 seconds during the test measurement.

(2) Deep breathing. In a normal standing position, the subject shall breathe slowly and deeply for 1 minute, being careful not to hyperventilate. After the deep breathing exercise, the subject shall

respirator within a one-minute period. Then, in a normal standing position, without talking, the subject shall breathe normally for 1 minute. After the normal breathing exercise, the subject shall hold his or her head straight ahead and hold his or her breath for 10 seconds during the test measurement. After the test exercises, the test subject shall be questioned by the test conductor regarding the comfort of the respirator upon completion of the protocol. If it has become unacceptable, another model of a respirator shall be tried.

(c) CNP Test Instrument.

(1) The test instrument must have an effective audio-warning device, or a visual-warning device in the form of a screen tracing,

Where:

N = The number of exercises;

FF1 = The fit factor for the first exercise;

FF2 = The fit factor for the second exercise; and

FFN = The fit factor for the nth exercise.

## Part II. New Fit Test Protocols

A. Any person may submit to OSHA an application for approval of a new fit test protocol. If the application meets the following criteria, OSHA will initiate a rulemaking proceeding under section 6(b)(7) of the OSH Act to determine whether to list the new protocol as an approved protocol in this Appendix A.

B. The application must include a detailed description of the proposed new fit test protocol. This application must be supported by either:

1. A test report prepared by an independent government research laboratory (e.g., Lawrence Livermore National Laboratory, Los Alamos National Laboratory, the National Institute for Standards and Technology) stating that the laboratory has tested the protocol and had found it to be accurate and reliable; or

2. An article that has been published in a peer-reviewed industrial hygiene journal describing the protocol and explaining how test data support the protocol's accuracy and reliability.

C. If OSHA determines that additional information is required before the Agency commences a rulemaking proceeding under this section, OSHA will so notify the applicant and afford the applicant the opportunity to submit the supplemental information. Initiation of a rulemaking proceeding will be deferred until OSHA has received and evaluated the supplemental information.

[63 FR 20098, April 23, 1998; 69 FR 46993, August 4, 2004]

---

[Next Standard \(1910.134 App B - 1\)](#)

[Regulations \(Standards - 29 CFR\) - Table of Contents](#)

[Back to Top](#)

[www.osha.gov](http://www.osha.gov)

[www.dol.gov](http://www.dol.gov)

---

[Contact Us](#) | [Freedom of Information Act](#) | [Customer Survey](#)  
[Privacy and Security Statement](#) | [Disclaimers](#)

---

Occupational Safety & Health Administration  
200 Constitution Avenue, NW  
Washington, DC 20210

**Regulations (Standards - 29 CFR)**

**User Seal Check Procedures (Mandatory). - 1910.134 App B-1**


---


[Regulations \(Standards - 29 CFR\) - Table of Contents](#)

---

- **Part Number:** 1910
- **Part Title:** Occupational Safety and Health Standards
- **Subpart:** I
- **Subpart Title:** Personal Protective Equipment

---

 [Next Standard \(1910.134 App B-2\)](#)

 [Regulations \(Standards - 29 CFR\) - Table of Contents](#)



[Back to Top](#)

[www.osha.gov](http://www.osha.gov)


[www.dol.gov](http://www.dol.gov)

---

[Contact Us](#) | [Freedom of Information Act](#) | [Customer Survey](#)  
[Privacy and Security Statement](#) | [Disclaimers](#)

---

Occupational Safety & Health Administration  
200 Constitution Avenue, NW  
Washington, DC 20210



[www.OSHA.gov](http://www.OSHA.gov)

A-Z Index: [A](#) [B](#) [C](#) [D](#) [E](#) [F](#) [G](#) [H](#) [I](#) [J](#) [K](#) [L](#) [M](#) [N](#) [O](#) [P](#) [Q](#) [R](#) [S](#) [T](#) [U](#) [V](#) [W](#) [X](#) [Y](#) [Z](#)

Search OSHA



## Regulations (Standards - 29 CFR)

### Respirator Cleaning Procedures (Mandatory). - 1910.134 App B-2

[Regulations \(Standards - 29 CFR\) - Table of Contents](#)

• <b>Part Number:</b>	1910
• <b>Part Title:</b>	Occupational Safety and Health Standards
• <b>Subpart:</b>	I
• <b>Subpart Title:</b>	Personal Protective Equipment
• <b>Standard Number:</b>	1910.134 App B-2
• <b>Title:</b>	Respirator Cleaning Procedures (Mandatory).

### Appendix B-2 to § 1910.134: Respirator Cleaning Procedures (Mandatory)

These procedures are provided for employer use when cleaning respirators. They are general in nature, and the employer as an alternative may use the cleaning recommendations provided by the manufacturer of the respirators used by their employees, provided such procedures are as effective as those listed here in Appendix B- 2. Equivalent effectiveness simply means that the procedures used must accomplish the objectives set forth in Appendix B-2, i.e., must ensure that the respirator is properly cleaned and disinfected in a manner that prevents damage to the respirator and does not cause harm to the user.

#### *I. Procedures for Cleaning Respirators*

A. Remove filters, cartridges, or canisters. Disassemble facepieces by removing speaking diaphragms, demand and pressure- demand valve assemblies, hoses, or any components recommended by the manufacturer. Discard or repair any defective parts.

B. Wash components in warm (43 deg. C [110 deg. F] maximum) water with a mild detergent or with a cleaner recommended by the manufacturer. A stiff bristle (not wire) brush may be used to facilitate the removal of dirt.

C. Rinse components thoroughly in clean, warm (43 deg. C [110 deg. F] maximum), preferably running water. Drain.

D. When the cleaner used does not contain a disinfecting agent, respirator components should be immersed for two minutes in one of the following:

1. Hypochlorite solution (50 ppm of chlorine) made by adding approximately one milliliter of laundry bleach to one liter of water at 43 deg. C (110 deg. F); or,
2. Aqueous solution of iodine (50 ppm iodine) made by adding

approximately 0.8 milliliters of tincture of iodine (6-8 grams ammonium and/or potassium iodide/100 cc of 45% alcohol) to one liter of water at 43 deg. C (110 deg. F); or,

3. Other commercially available cleansers of equivalent disinfectant quality when used as directed, if their use is recommended or approved by the respirator manufacturer.

E. Rinse components thoroughly in clean, warm (43 deg. C [110 deg. F] maximum), preferably running water. Drain. The importance of thorough rinsing cannot be overemphasized. Dete





air, self-contained breathing apparatus).

12. Have you worn a respirator (circle one): Yes/No

If "yes," what type(s): \_\_\_\_\_  
\_\_\_\_\_

Part A. Section 2. (Mandatory) Questions 1 through 9 below must be answered by every employee who has been selected to use any type of respirator (please circle "yes" or "no").

1. Do you **currently** smoke tobacco, or have you smoked tobacco in the last month: Yes/No

2. Have you **ever had** any of the following conditions?

- a. Seizures (fits): Yes/No
- b. Diabetes (sugar disease): Yes/No
- c. Allergic reactions that interfere with your breathing: Yes/No
- d. Claustrophobia (fear of closed-in places): Yes/No
- e. Trouble smelling odors: Yes/No

3. Have you **ever had**

6. Have you **ever had** any of the following cardiovascular or heart symptoms?

- a. Frequent pain or tightness in your chest: Yes/No
- b. Pain or tightness in your chest during physical activity: Yes/No
- c. Pain or tightness in your chest that interferes with your job: Yes/No
- d. In the past two years, have you noticed your heart skipping or missing a beat: Yes/No
- e. Heartburn or indigestion that is not related to eating: Yes/No
- f. Any other symptoms that you think may be related to heart or circulation problems: Yes/No

7. Do you **currently** take medication for any of the following problems?

- a. Breathing or lung problems: Yes/No
- b. Heart trouble: Yes/No
- c. Blood pressure: Yes/No
- d. Seizures (fits): Yes/No

8. If you've used a respirator, have you **ever had** any of the following problems? (If you've never used a respirator, check the following space and go to question 9:)

- a. Eye irritation: Yes/No
- b. Skin allergies or rashes: Yes/No
- c. Anxiety: Yes/No
- d. General weakness or fatigue: Yes/No
- e. Any other problem that interferes with your use of a respirator: Yes/No

9. Would you like to talk to the health care professional who will review this questionnaire about your answers to this questionnaire: Yes/No

Questions 10 to 15 below must be answered by every employee who has been selected to use either a full-facepiece respirator or a self-contained breathing apparatus (SCBA). For employees who have been selected to use other types of respirators, answering these questions is voluntary.

10. Have you **ever lost** vision in either eye (temporarily or permanently): Yes/No

11. Do you **currently** have any of the following vision problems?

- a. Wear contact lenses: Yes/No
- b. Wear glasses: Yes/No
- c. Color blind: Yes/No
- d. Any other eye or vision problem: Yes/No

12. Have you **ever had** an injury to your ears, including a broken ear drum: Yes/No

13. Do you **currently** have any of the following hearing problems?

- a. Difficulty hearing: Yes/No
- b. Wear a hearing aid: Yes/No
- c. Any other hearing or ear problem: Yes/No

14. Have you **ever had** a back injury: Yes/No

15. Do you **currently** have any of the following musculoskeletal problems?

- a. Weakness in any of your arms, hands, legs, or feet: Yes/No
- b. Back pain: Yes/No
- c. Difficulty fully moving your arms and legs: Yes/No
- d. Pain or stiffness when you lean forward or backward at the waist: Yes/No
- e. Difficulty fully moving your head up or down: Yes/No
- f. Difficulty fully moving your head side to side: Yes/No
- g. Difficulty bending at your knees: Yes/No
- h. Difficulty squatting to the ground: Yes/No
- i. Climbing a flight of stairs or a ladder carrying more than 25 lbs: Yes/No
- j. Any other muscle or skeletal problem that interferes with using a respirator: Yes/No

Part B Any of the following questions, and other questions not listed, may be added to the questionnaire at the discretion of the health care professional who will review the questionnaire.

1. In your present job, are you working at high altitudes (over 5,000 feet) or in a place that has lower than normal amounts of oxygen: Yes/No

If "yes," do you have feelings of dizziness, shortness of breath, pounding in your chest, or other symptoms when you're working under these conditions: Yes/No

2. At work or at home, have you ever been exposed to hazardous solvents, hazardous airborne chemicals (e.g., gases, fumes, or dust), or have you come into skin contact with hazardous chemicals: Yes/No

- b. Emergency rescue only: Yes/No
- c. Less than 5 hours **per week**: Yes/No
- d. Less than 2 hours **per day**: Yes/No
- e. 2 to 4 hours per day: Yes/No
- f. Over 4 hours per day: Yes/No

12. During the period you are using the respirator(s), is your work effort:

- a. **Light** (less than 200 kcal per hour): Yes/No

If "yes," how long does this period last during the average shift: \_\_\_\_\_ hrs. \_\_\_\_\_ mins.

Examples of a light work effort are **sitting** while writing, typing, drafting, or performing light assembly work; or **standing** while operating a drill press (1-3 lbs.) or controlling machines.

- b. **Moderate** (200 to 350 kcal per hour): Yes/No

If "yes," how long does this period last during the average shift: \_\_\_\_\_ hrs. \_\_\_\_\_ mins.

Examples of moderate work effort are **sitting** while nailing or filing; **driving** a truck or bus in urban traffic; **standing** while drilling, nailing, performing assembly work, or transferring a moderate load (about 35 lbs.) at trunk level; **walking** on a level surface about 2 mph or down a 5-degree grade about 3 mph; or **pushing** a wheelbarrow with a heavy load (about 100 lbs.) on a level surface.

- 3. **Heavy** (above 350 kcal per hour): Yes/No

If "yes," how long does this period last during the average shift: \_\_\_\_\_ hrs. \_\_\_\_\_ mins.

Examples of heavy work are **lifting** a heavy load (about 50 lbs.) from the floor to your waist or shoulder; working on a loading dock; **shoveling**; **standing** while bricklaying or chipping castings; **walking** up an 8-degree grade about 2 mph; climbing stairs with a heavy load (about 50 lbs.).

13. Will you be wearing protective clothing and/or equipment (other than the respirator) when you're using your respirator: Yes/No

If "yes," describe this protective clothing and/or equipment: \_\_\_\_\_

14. Will you be working under hot conditions (temperature exceeding 77 deg. F): Yes/No

15. Will you be working under humid conditions: Yes/No

16. Describe the work you'll be doing while you're using your respirator(s):

\_\_\_\_\_

17. Describe any special or hazardous conditions you might encounter when you're using your respirator(s) (for example, confined spaces, life-threatening gases):

\_\_\_\_\_

18. Provide the following information, if you know it, for each toxic substance that you'll be exposed to when you're using your respirator(s):

Name of the first toxic substance: \_\_\_\_\_

Estimated maximum exposure level per shift: \_\_\_\_\_

Duration of exposure per shift: \_\_\_\_\_

Name of the second toxic substance: \_\_\_\_\_

Estimated maximum exposure level per shift: \_\_\_\_\_

Duration of exposure per shift: \_\_\_\_\_

Name of the third toxic substance: \_\_\_\_\_

Estimated maximum exposure level per shift: \_\_\_\_\_

Duration of exposure per shift: \_\_\_\_\_

The name of any other toxic substances that you'll be exposed to while using your respirator:

---

---

---

19. Describe any special responsibilities you'll have while using your respirator(s) that may affect the safety and well-being of others (for example, rescue, security):

---

[63 FR 1152, Jan. 8, 1998; 63 FR 20098, April 23, 1998]



[Next Standard \(1910.134 App D\)](#)



[Regulations \(Standards - 29 CFR\) - Table of Contents](#)

[Back to Top](#)

[www.osha.gov](http://www.osha.gov)


[www.dol.gov](http://www.dol.gov)

---

[Contact Us](#) | [Freedom of Information Act](#) | [Customer Survey](#)  
[Privacy and Security Statement](#) | [Disclaimers](#)

---

Occupational Safety & Health Administration  
200 Constitution Avenue, NW  
Washington, DC 20210



[www.OSHA.gov](http://www.OSHA.gov)

A-Z Index: [A](#) [B](#) [C](#) [D](#) [E](#) [F](#) [G](#) [H](#) [I](#) [J](#) [K](#) [L](#) [M](#) [N](#) [O](#) [P](#)

---

[Contact Us](#) | [Freedom of Information Act](#) | [Customer Survey](#)  
[Privacy and Security Statement](#) | [Disclaimers](#)

---

Occupational Safety & Health Administration  
200 Constitution Avenue, NW  
Washington, DC 20210