

After clicking "Register for Classes", choose the appropriate term.



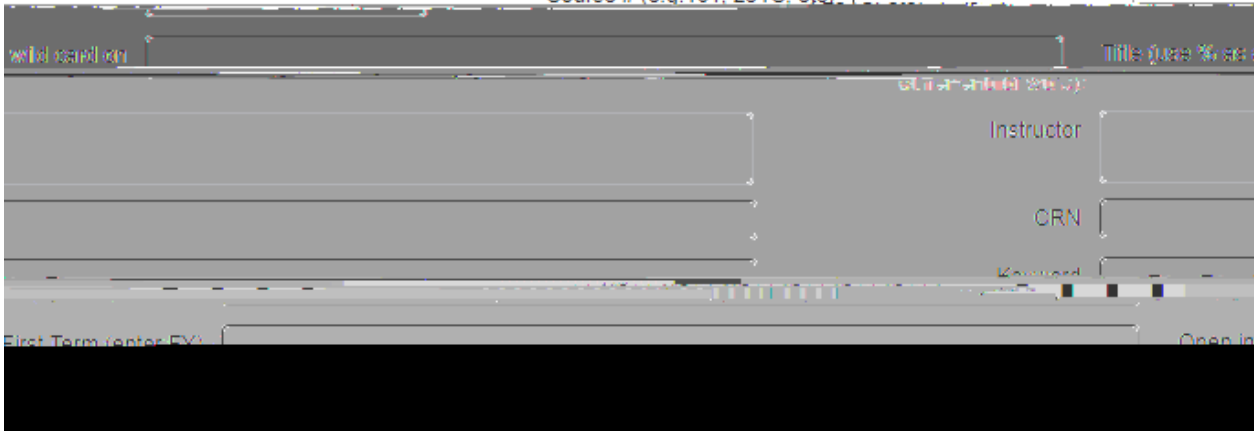
Student • Registration • Select a Term

Select a Term




You can search for courses using any of the criteria below

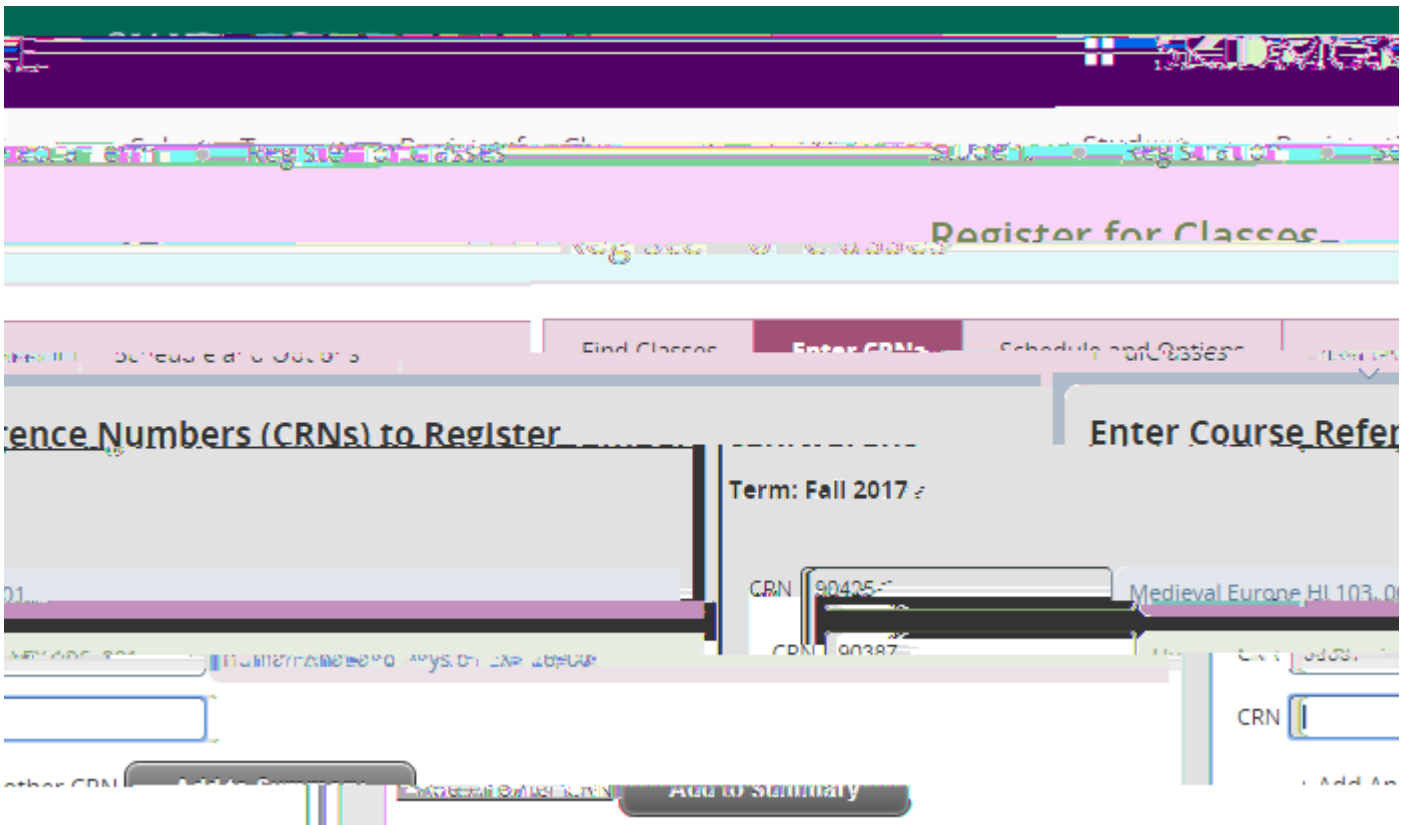
Session (Summer only)	<input type="text"/>
Department/Program OR All Coll Requirements	<input type="text"/>
<input type="text"/>	Instructional Methods <input type="text"/>
<input type="text"/>	Specific Dept/Program Only (excludes other crs that count) <input type="text"/>
	Course # (e.g. 101, 251C, etc) <input type="text"/>




The search results page contains all course information. Click on the title to view more details like course descriptions and attributes (All College Requirements).



OR you can enter CRN's here and add them directly to your summary



The Summary area is basically your "shopping cart" and you must click submit to become officially registered.




Filter for Classes
x of x items

Course	Section	Section Description	Section Type	Section Status
--------	---------	---------------------	--------------	----------------

Course with errors will appear in red.

Registe



Change Grade Mode

